

 End seal and lighted end seal

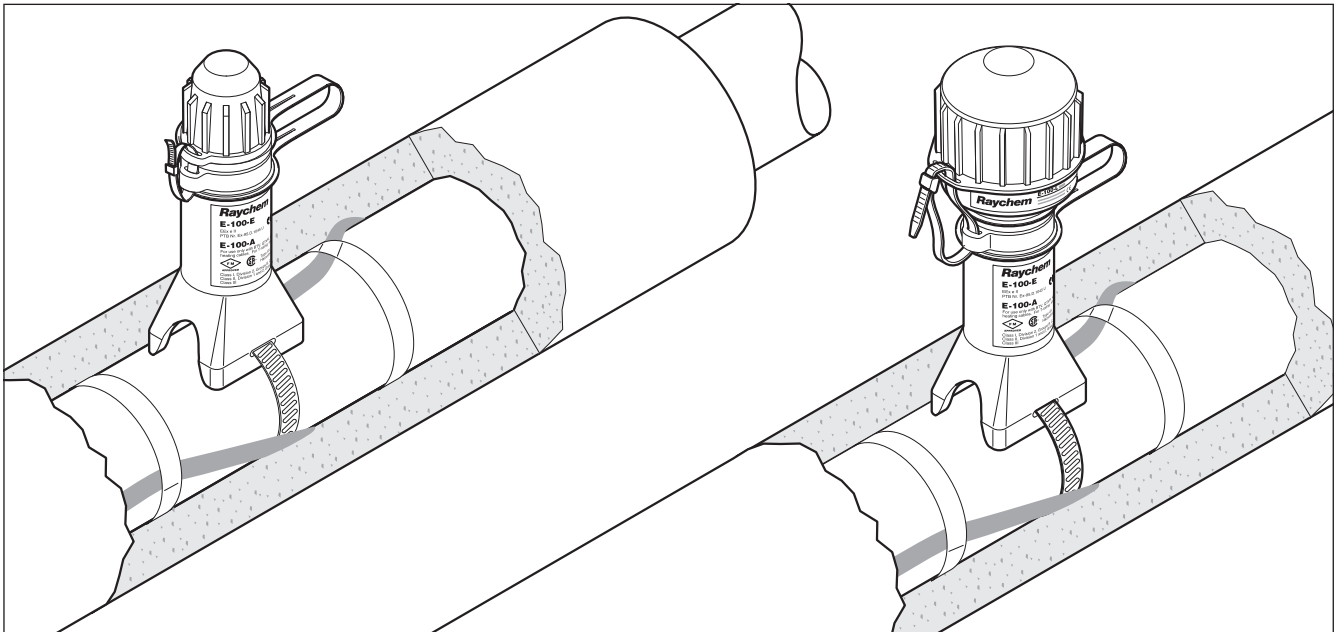
Both the E-100-E and E-100-L-E are accessible, re-entrable end seals, the E-100 without a light, the E-100-L with a signal light. Both end seals can be used with all BTV, QTVR, XTV, KTV or VPL industrial parallel heating cables. They are approved for use in hazardous areas. They are extremely rugged - made of a strong, moulded part with 4 mm wall thickness. The heating cable is firmly kept in place by the integral strain relief.







Sealing is done twice. First a dry compartment for the heating cable is created, then a boot filled with a non-curing sealant (silicone free) is placed over the end of the heating cable inside the compartment. The end seals are mounted on the pipe and project through the cladding.

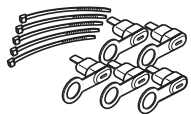
The light module of the E-100-L-E uses an array of super-bright green LEDs for long life and excellent visibility from

almost any angle. The robust industrial-grade electronics are encapsulated to reliably seal out moisture. The light module of the E-100-L-E is separately available and can be retrofitted into previously installed E-100-E end seals.

Extra sealant filled boots for the E-100-E end seal can be ordered separately.



	E-100-E	E-100-L-E
Kit contents	1 end seal 1 cable tie 1 small pipe adaptor	1 end seal with indicator light 1 cable tie 1 small pipe adaptor
Approval data	Hazardous or non-hazardous (indoors and outdoors)	
Approvals	 EEx e II PTB Nr. 98 ATEX 1101 U  FM APPROVED  SA APPROVED Hazardous locations Class I, Division 2, Groups A, B, C, D Class II, Division 1 and 2, Groups E, F, G Class III DNV Certificate No. E-5121 and E-5122	 EEx em II PTB Nr. 98 ATEX 1101 U  FM APPROVED  SA APPROVED Hazardous locations Class I, Division 2, Groups A, B, C, D Class II, Division 1 and 2, Groups E, F, G Class III DNV Certificate No. E-5121 and E-5122

	E-100-E	E-100-L-E
Product specifications		
Max. pipe temperature	Refer to heating cable specification	
Max. operating voltage	254 V	254 V
Ambient temperature range	-50°C to +40°C	-50°C to +40°C
Min. installation temperature	-50°C	-50°C
Overall height	171 mm approx.	197 mm approx.
Outer diameter	46 mm approx. Usable with up to 100 mm thermal insulation	66 mm approx.
Ingress protection	IP65	IP65
Impact resistance	EN 50 014, ≥ 7 joules	EN 50 014, ≥ 7 joules
UV stability	No degradation after > 1000 h	No degradation after > 1000 h
Solvent resistance	Excellent	Excellent
Strain relief	> 250 N	> 250 N
Light source		
Type	Green LEDs	
Voltage rating range	208-230 Vac, 50/60 Hz	
Power consumption	< 2 W	
Electromagnetic immunity/emissions	Complies with EN 50 082-2:1995 EN 50 081-1:1991	
Vibration resistance	Complies with IEC 60068-2-6, 10-150 Hz, 20 m/s ²	
Shock resistance	Complies with IEC 60068-2-7, 50 g, 11 ms	
Installation data		
Tools required	Cable knife, wire cutters, screwdriver	Cable knife, wire cutters, screwdriver, crimp tool, long nose pliers
Ordering details		
End seal		
Part description	E-100-E	E-100-L2-E
RPN (& Weight)	101255-000 (220 g)	726985-000 (630 g)
	Requires one pipe strap (not supplied)	Requires one pipe strap (not supplied)
Accessories		
Spare part		
Boot pack for E-100-E		
		
Part description	E-100-BOOT-5-PACK	
RPN (& Weight)	281053-000 (140 g)	
Pack size	5 sealant filled boots and 5 cable ties	