

REFRIGERATION APPLICATIONS

Frost & Freeze protection equipment

Anti condensation areas

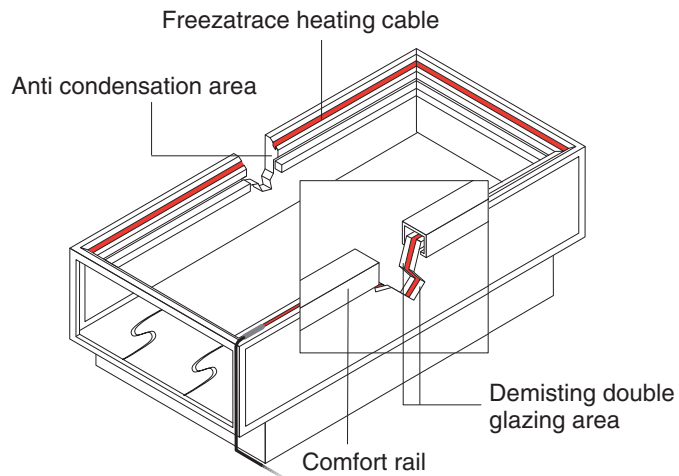
Freezatrace heating cable is fitted at the interface between the warm air surrounding the cabinet and the cold refrigerated air within the cabinet. Applying the heating cable in these areas will prevent the formation of moisture, thereby preventing droplets of water running into the cabinet.

Demisting

Freezatrace heating cable is installed all around the double glazed units fitted to the fronts and sides of display cabinets to ensure clear vision of the products contained within the cabinet.

Comfort rails

Freezatrace heating cable is fitted to the underside of front rails on cabinet, to give the shopper a warm hold when reaching into the cabinet to select their purchases.



Cold store doors

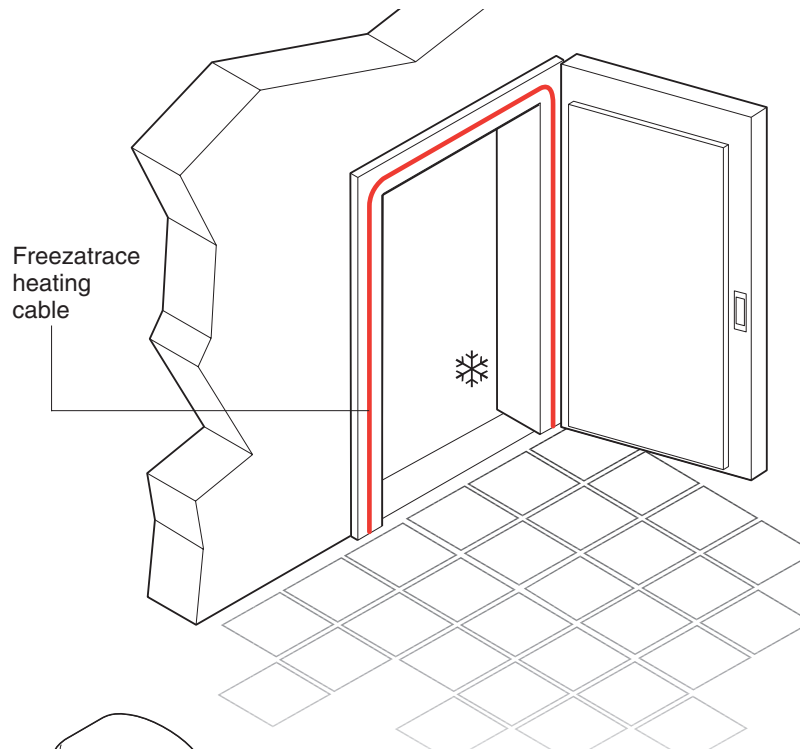
In order to achieve good door sealing properties, Freezatrace heating is installed all around the door frame, opposite to the door seal, thereby preventing the rubber seal from freezing and sticking.

Drainline heating

In cold stores, refrigeration rooms and deep freeze locations it is essential that the drainlines are kept free of ice, thus permitting the release of water.

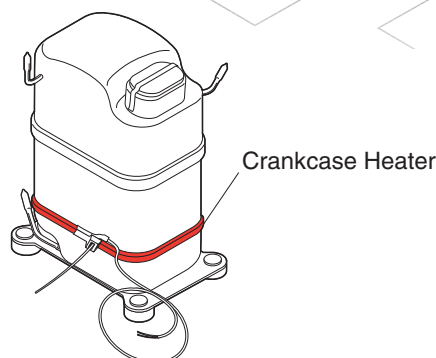
The Freezatrace heating cable is extensively fitted to all drain outlets/pipe work and even drip trays to give complete confidence during the defrost cycle.

Where internal or heavy-duty drainline heating is required, we have developed the preterminated KDL heating cable.



Crankcase heaters

Self-regulating pre-terminated heaters designed for the Heating, Ventilation, Air Conditioning and Refrigeration Industry. Crankcase heaters prevent motor damage and reduced efficiency by minimising refrigerant gas absorption into the compressor oil.





FREEZATRACE-IRT

Self-regulating heater

Description

Freezatrace is a self-regulating cut-to-length heating cable for industrial frost protection and low process temperature applications in non-hazardous areas of the refrigeration industry. Freezatrace can be cut at any point to fit pipework, etc. ensuring ease of design and installation, resulting in a cost effective solution to trace heating in refrigeration applications.

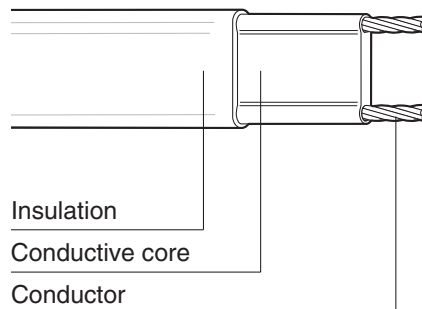
Range

Freezatrace is available in three different power output: 10, 16 & 26 W/m @ 5°C and in 110V and 230V versions.

core, which reduces power output as surface temperature increases, preventing overheating. Incorporating a polyolefin outer insulation.

Benefits

- Cut-to-length
- Easy to install
- Energy saving
- Easy to design
- No risk of overheating



Construction

Twin conductors extruded in a high density, self-regulating conductive

⚠ Do not use on plastic or other non-metallic surfaces. Always use a RCD (30 mA and 30 ms).

FREEZATRACE			
Freezatrace-	IRT-1/10 and IRT-2/10	IRT-1/16 and IRT-2/16	IRT-1/26 and IRT-2/26
SPECIFICATION			
Heat output at 5°C	10 W/m	16 W/m	26 W/m
Operating voltage	110V – IRT-1/10 230V – IRT-2/10	110V – IRT-1/16 230V – IRT-2/16	110V – IRT-1/26 230V – IRT-2/26
Max. withstand temp.	65°C	65°C	65°C
Continuous power on	85°C	85°C	85°C
Intermittent power off			
Min. temperature	-40°C	-40°C	-40°C
Max. circuit length (m)	IRT-1/10 100 m IRT-2/10 200 m	IRT-1/16 82 m IRT-2/16 165 m	IRT-1/26 64 m IRT-2/26 125 m
CONSTRUCTION			
Conductors (Copper)	2 x 1.2 mm ²	2 x 1.2 mm ²	2 x 1.2 mm ²
Conductive core	Self-regulating	Self-regulating	Self-regulating
Size	11.5 x 4.1 mm	11.5 x 4.1 mm	11.5 x 4.1 mm
Colour	White	White	White
Dielectric test	2.5 kV	2.5 kV	2.5 kV
Min. bend radius	20 mm	20 mm	20 mm
ANCILLARIES			
Description			
Freezatrace termination kit + end seal	TSL-I-M20		



KDL-SL and KDL-SR

Pre-terminated kits for drain lines.

Description

KDL heating cables are specifically designed for internal and external heating of refrigeration drain-lines. KDL's are constructed from silicone rubber, making them water resistant and are supplied factory terminated in standard lengths. All equipment and systems meet BS 6351, the British Standard for Electric Surface Heating.

Construction

KDL-SL

The cable comprises of two conductors with a high temperature silicone rubber insulation with an alloy resistance wire spiralled around the silicone rubber core and alternately connected to the conductors to make heating zones.

The core is coated with silicone rubber to form the outer jacket.

The tape is then factory terminated having a minimum 950 mm cold lead.

KDL-SR

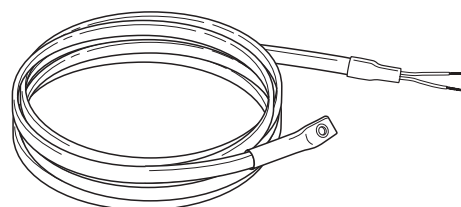
The cable core comprises a glass carrier with a spiral wound alloy resistance wire extruded in silicone rubber. The cores are then extruded with a secondary silicone rubber insulation. The cable is factory terminated having a 1000 mm cold lead and a moulded end seal. KDL-SR's are specially produced in a small round form, making them very flexible, water resistant and ideal for small bore drain-lines.

Benefits

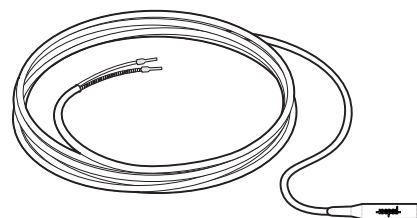
- Factory terminated
- Easy to install

⚠ Do not use on plastic or other non-metallic surfaces. Always use a RCD (30 mA and 30 ms).

KDL-SL



KDL-SR



		KDL-SL	KDL-SR
SPECIFICATION			
Voltage		230V	230V
Size		9.5 mm wide x 6.25 mm thick	5 mm Ø (7.5 mm Ø over moulded end)
Max. withstand temperature de-energised		260°C	200°C
Min. installation temperature		-50°C	-40°C
Min. bend radius		20 mm	5 mm
Color		red	grey
REFERENCES		REFERENCES	
Power	heated length		
40 W	1 m	KDL-SL-1M-40W-230V	KDL-SR-1M-40W-240V
80 W	2 m	KDL-SL-2M-80W-230V	KDL-SR-2M-80W-240V
120 W	3 m	KDL-SL-3M-120W-230V	KDL-SR-2M-120W-240V
160 W	4 m	KDL-SL-4M-160W-230V	KDL-SR-2M-160W-240V
200 W	5 m	KDL-SL-5M-200W-230V	KDL-SR-2M-200W-240V
240 W	6 m	KDL-SL-6M-240W-230V	KDL-SR-2M-240W-240V



CCH

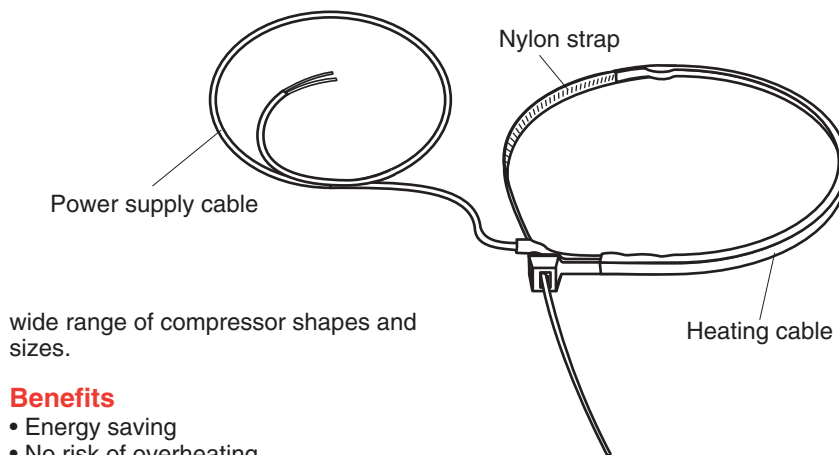
Preterminated Crankcase heating cables.

Description

Crankcase heating cables are designed to prevent motor damage and reduced efficiency by minimising refrigerant gas absorption into the compressor oil. Their self-regulating properties ensure energy efficient heating, no thermostat control and no risk of overheating.

Construction

Crankcase heating cables are constructed of a high-powered self-regulating core, double insulated and attached to a flexible nylon-locking strap. It is a non-metallic product that will not suffer from corrosion and is most effective in the prevention of moisture and condensation ingress. The thin narrow profile gives flexibility for the heating cables to be fitted to a



wide range of compressor shapes and sizes.

Benefits

- Energy saving
- No risk of overheating
- No thermostat needed
- Small geometry

⚠ Always use a RCD (30 mA and 30 ms).

	CCH 400	CCH 600
SPECIFICATION		
Voltage	240 V	240 V
Power output at 10°C	24 W	36 W
Max. withstand temp de-energised	120°C	120°C
Min. installation temp.	-30°C	-30°C
CONSTRUCTION		
Insulation	Fluoropolymer	
Outer jacket	Polyethylene	
Conductive core	Self-regulating heater	
Locking strap	Nylon	
Power supply cable / length	PVC insulated 1000 m	
Heated length	400 mm	600 mm
Adjustable length	450 – 730 mm	650 – 960 mm
Overall length	770 mm	1000 mm

All of the above information, including illustrations, is believed to be reliable. Users however, should independently evaluate the suitability of each product for their application. Tyco Thermal Controls makes no warranties as to the accuracy or completeness of the information and disclaims any liability regarding its use. Tyco Thermal Controls' only obligations are those in the Standard Terms and Conditions of Sale for this product and in no case will Tyco Thermal Controls be liable for any incidental, indirect or consequential damages arising from the sale, resale, use or misuse of the product. Tyco Thermal Controls Specifications are subject to change without notice. In addition Tyco Thermal Controls reserves the right to make changes in materials or processing, without notification to the Buyer, which do not affect compliance with any applicable specification.

tyco
Flow Control

Tyco Thermal Controls

Isopad GmbH
Englerstrasse 11, 69123
Heidelberg
GERMANY
Tel.: (096) 22 13 04 30
Fax: (096) 22 13 04 34 - 3

Isopad Limited
Parkside, Wadham Street
Weston-super-Mare
GB-North Somerset
BS23 1 JY
Phone: +44 (0) 1934 629273
Fax: +44 (0) 1934 626125

Tyco Electronics N.V.
Tyco Thermal Controls
Diestsesteenweg 692
B-3010 Kessel-Lo
Phone: +32 (0) 16 35 39 00
Fax: +32 (0) 16 25 27 26